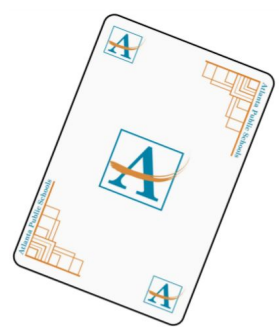




North Atlanta High School
North Atlanta
Curtis Douglass



Accountability
Collaboration
Equity
Support

Signature Programming

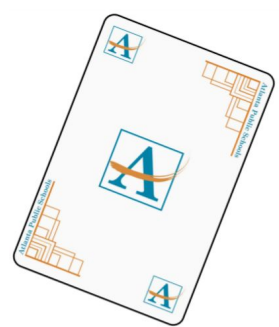


Signature Program:

Glow	Grow
Our implementation of the IB ATL (Approaches to Learning) skills with a focus on literacy across the curriculum. IB Parent Coalition	The need for purposeful alignment of IB and District initiatives. Ex - IB process of learning does not coincide with district policies regarding late work. MYP and IB

Staffing Information

Number of Vacancies: 1



Accountability
Collaboration
Equity
Support

Whole Child and Intervention



SY23 Attendance

Indicator	Time Frame	
	Fall 2022	Spring 2023*
Attendance Take Rate	97	94.4
ADA Attendance Rate	93	91.4
Students not chronically absent	85.2	82.4

*As of 01/30/2023

Spring 2022 students not chronically absent: 74.7%

As of March 11, 2022

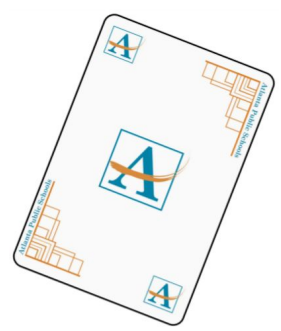
SY23 Behavior

OSS Suspension Rate = 0.23**

Suspension Rate by Subgroup

Subgroup	Total number of students	OSS Suspension Rate	
		Fall 2022	Spring 2023*
Female	1187	0.04	0.06
Male	1112	0.32	0.42
SWD	251	0.34	0.28
Black	825	0.23	0.45
Hispanic	544	0.25	0.16
Multi-race	88	0.07	0.30
White	776	0.09	0.06
Asian	52	0	0

**A suspension rate of 1 indicates that the average student in the school (including all students, not just those ever suspended) will be suspended for one day over the course of the year. A suspension rate of 0.5 is equivalent to 50% of students suspended for one day over the course of the year.



Accountability
Collaboration
Equity
Support

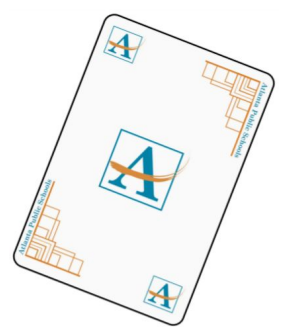
Data



Attendance and Course Failures*

		Course Failures			
Average Daily Attendance		0	1	2	3+
	ADA> 93%	552 (25.9%)	248 (11.7%)	170 (8%)	181 (8.5%)
	ADA 86% - 93%	174 (8.2%)	125 (5.9%)	102 (4.8%)	241 (11.3%)
	ADA <86%	32 (1.5%)	38 (1.8%)	37 (1.7%)	228 (10.7%)

*As of 02/10/23



**Accountability
Collaboration
Equity
Support**

Data

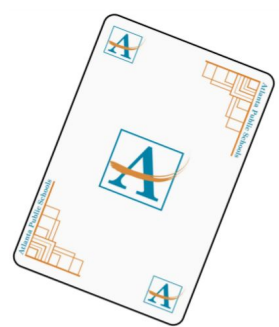


Progress towards Graduation

	Fall 2022			Spring 2023		
Cohort	N Enrolled in expected grade level	Total Enrolled	% Enrolled in expected grade level	N Enrolled in expected grade level	Total Enrolled	% Enrolled in expected grade level
2023	522	563	93%	546	560	97.5%
2024	530	596	89%	517	580	89.1%
2025	530	575	92%	556	567	98%
2026	560	560	100%	571	571	100%

College and Career Readiness

Program	Participation Rate (%)	
	Cohort 2022	Cohort 2023
WBL	2	1
CTAE	52	53
Dual Enrollment	8	9
AP	55	55
IB	34	36

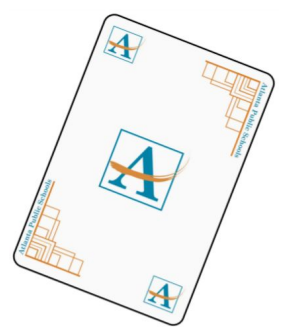


Accountability
Collaboration
Equity
Support

Curriculum and Instruction



	CIP Strategy	Action Step Progress Update
ELA	Master teacher leaders, instructional coaches, and IB specialists will create professional learning sessions for teachers to receive monthly training on the six basic strategies for developing literacy include making connections, visualizing, questioning, inferring, determining importance, and synthesizing.	<p>Strategies covered this year include: Critical Literacy Skills, - Making Connections, Zooming In, Determining Importance, Text Features, Inferring, Questioning and Synthesizing. The last session will be in March add is titled, "Putting It All Together".</p> <p>Professional Learnings centered around our topics have been engaging for all teachers and are being utilized in all subject areas.</p>
Math	Using Backwards Design, the Math Instructional Coach and Master Teacher leader will work with the Algebra I PLC to create standards-based assessments that consist of at least 40% open-ended questions.	<p>District assessment are being administered in Algebra I, Geometry and Algebra II. Data from assessments are being used to inform instruction.</p> <p>One class in Algebra I took the EOC this winter. 13/16 students were distinguished. 3 were proficient. This was exceeded their MAP predictions and higher than their test performance on the district common assessment. This gives us hope that EOC scores will improve.</p>
Whole Child & Student Support	The administrative team will host a series of workshops called Parent Miniveristy that will focus on parental expectations and empowering parents to support their students by reviewing IC, graduation requirements, Milestone EOC testing, etc.	A second installment of Parent Miniversity will take place on April 15th. Several parent meetings have taken place this year related to school counseling, grade level information, Hispanic family support and Human Trafficking. .
Family Engagement	Increase parent knowledge and understanding of the MYP assessment criteria, IB rubrics, policies, and IB grading through the IB Parent Coalition. Parent will have access through IB websites and quarterly	<p>Parent Night – NAPPS (March 2023)</p> <p>Rising 9th grade (Feb. 2023)</p> <p>PTSA Parent Interest (Jan. 2023)</p> <p>Rising 10th & 11th graders (Oct. 2022)</p>



Accountability
Collaboration
Equity
Support

Needs

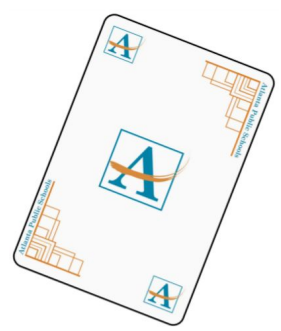
Highest Priority Need:

What support do you need to accomplish your SY23 goals?

District support/ professional learning for co-teaching strategies and content knowledge for ELL and Special Education teachers.

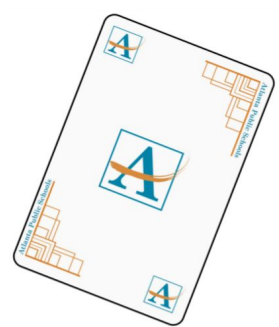
District Common Assessments:

- Schools need to have input with creating the testing schedule for district assessments.
- More teachers would like to be included in the process to revise and update common assessments.
- Common assessments in some subject areas need to be more closely aligned with the scope and sequence of the course.
- No time allocated to reteach after exams are given.



Accountability
Collaboration
Equity
Support

APPENDIX



Accountability
Collaboration
Equity
Support

Milestones EOC SY22

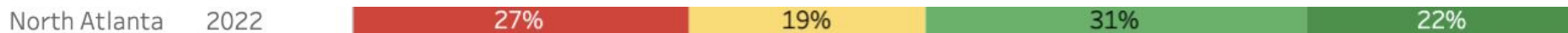
American Literature and Composition



Algebra 1



Biology



US History

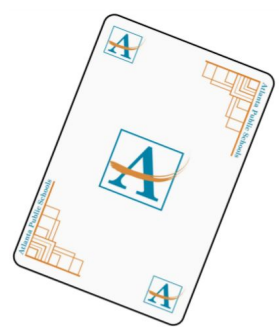


Beginning Learner

Developing Learner

Proficient Learner

Distinguished Learner



Accountability
Collaboration
Equity
Support

Academic Indicators

MAP Aggregate Quintiles for Achievement

Math

School	Window	Exams					
North Atlanta	Fall 2022-2023	2,063	18%	17%	19%	19%	27%
	Winter 2022-2023	1,446	23%	19%	20%	18%	21%

ELA

School	Window	Exams					
North Atlanta	Fall 2022-2023	1,995	15%	13%	17%	27%	27%
	Winter 2022-2023	1,160	18%	14%	20%	24%	24%

Achievement Percentile Quintile

